

Scaled data based on original data using  
LM-79-08 Approved Method: Electrical and Photometric Measurements of Solid-  
State Lighting Products

Test Report Prepared for  
Cooper Lighting Solutions  
(formerly Eaton)

Brand: McGRAW-EDISON

Report Number: P385926

Luminaire Tested: **GWC-SA1C-730-U-T4FT-HSS**

Issue Date: 3/3/2020

**Test Information**

Test Method: LM-79-08  
Report Number: P385926  
TEST IS SCALED FROM IESNA LM-79-08 TEST DATA (G2-1903-205-17)  
Test Lab: INNOVATION CENTER  
Issue Date: 3/3/2020  
Manufacturer: COOPER LIGHTING SOLUTIONS (FORMERLY EATON)  
Product Line: MCGRAW-EDISON  
Catalog Number: GWC-SA1C-730-U-T4FT-HSS  
Description: GALLEON WALL LUMINAIRE  
(1) 70 CRI, 3000K, 1050mA LIGHTSQUARE WITH 16 LEDS AND TYPE IV FORWARD  
THROW OPTICS WITH HOUSE SIDE SHIELD  
Light Source: -  
Ballast/Driver: ELECTRONIC DRIVER

**Summary**

Lumens per Lamp: N/A  
Luminaire Lumens: 4885 lumens  
Efficiency: N/A  
Efficacy: 82.8 lumens/watt  
Luminous Opening: Rectangular (W 0.5' x L: 0.5' x H: 0')  
IES Classification: Type IV - Short  
BUG Rating: B1 - U0 - G2

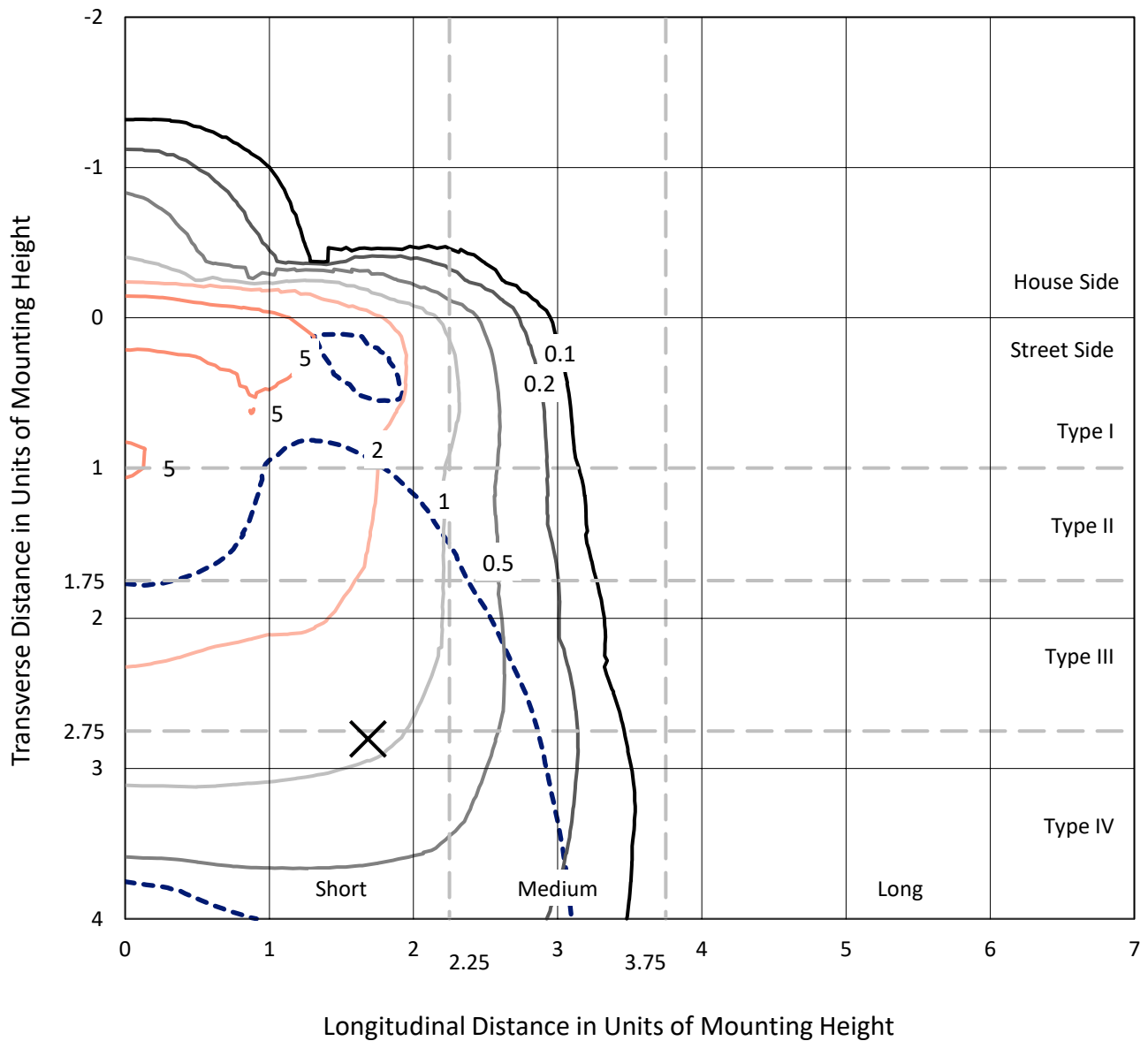
Input Watts (W): 59  
Input Voltage (V): NR  
Input Current (A<sub>in</sub>): NR  
Voltage Rise (V): NR  
Power Factor: NR  
Total Harmonic Distortion (THDi): NR  
Frequency (hertz): 60  
Stabilization Time: NR  
Operation Time: NR  
Ambient Temperature (°C): NR  
Test Distance: 24 FT



REPORT NUMBER: P385926  
 CATALOG NUMBER: GWC-SA1C-730-U-T4FT-HSS

### Iso-Footcandle Lines of Horizontal Illumination

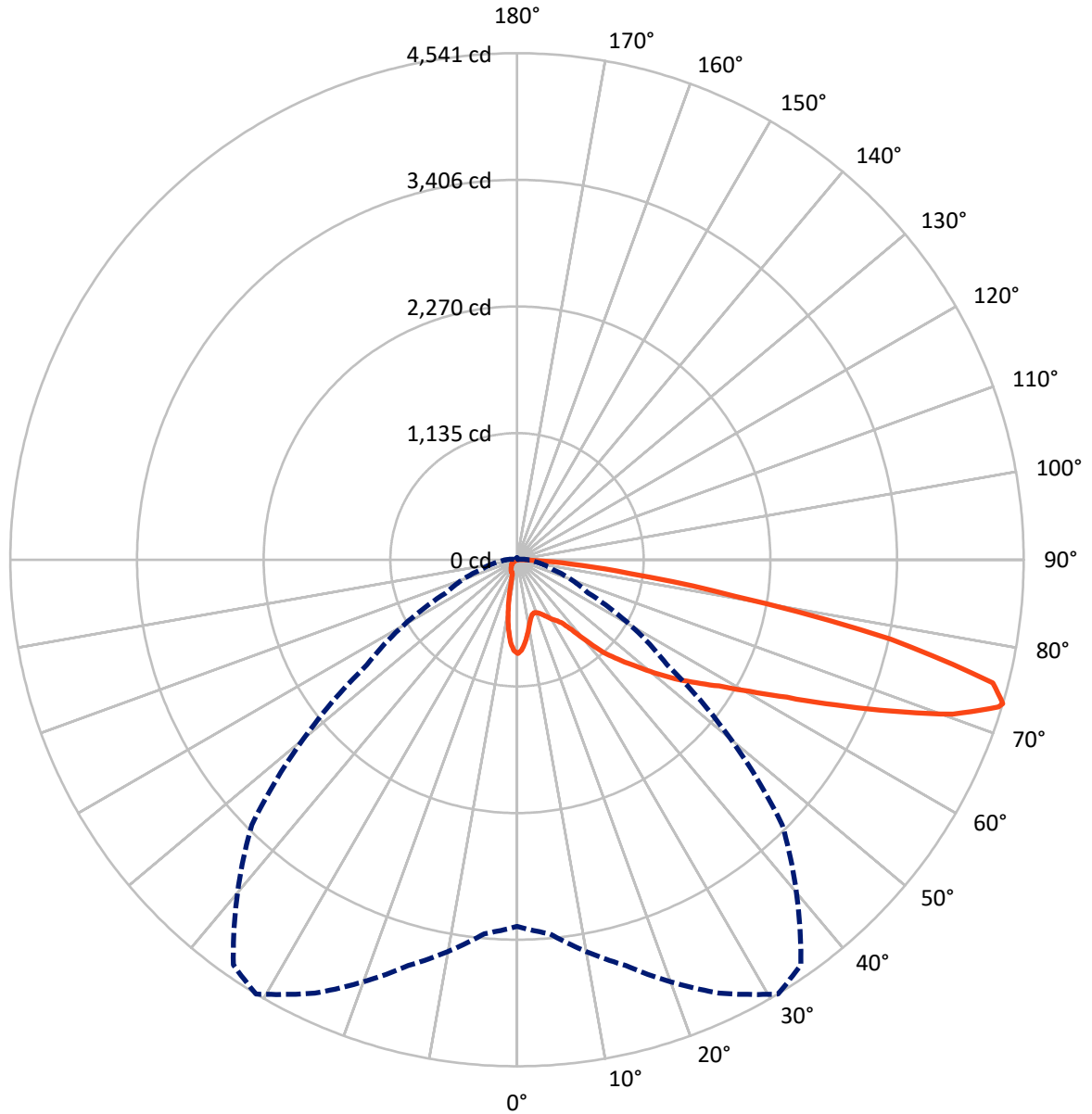
✕ Max cd  
 - - - 1/2 Max cd



Based on 10 foot mounting height. Maximum calculated value = 8.4 fc  
 Type IV - Short - N/A

REPORT NUMBER: P385926  
CATALOG NUMBER: GWC-SA1C-730-U-T4FT-HSS

### Luminous Intensity Polar Plot



— Vertical Plane Through 31-Deg Lateral    - - - Horizontal Cone Through 73-Deg Vertical

REPORT NUMBER: P385926

CATALOG NUMBER: GWC-SA1C-730-U-T4FT-HSS

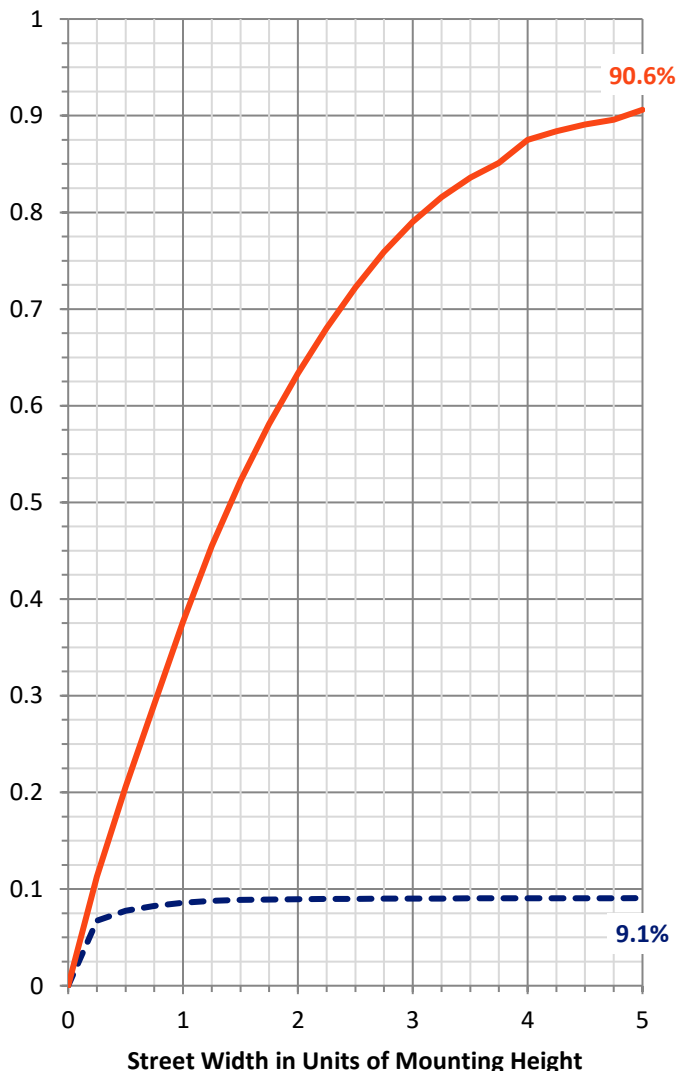
**FLUX DISTRIBUTION:**

		Downward	Upward	Total
<b>House Side</b>	Lumens	445.3	0.0	445.3
	% Fixture	9.1	0.0	9.1
<b>Street Side</b>	Lumens	4439.7	0.0	4439.7
	% Fixture	90.9	0.0	90.9
<b>Total</b>	Lumens	4885.0	0.0	4885.0
	% Fixture	100.0	0.0	100.0

**ZONAL LUMENS:**

Zone	Lumens	% Fixture
0°-10°	69.7	1.4
10°-20°	151.3	3.1
20°-30°	226.7	4.6
30°-40°	360.7	7.4
40°-50°	644.1	13.2
50°-60°	999.5	20.5
60°-70°	1328.6	27.2
70°-80°	999.4	20.5
80°-90°	105.0	2.1
90°-100°	0.0	0.0
100°-110°	0.0	0.0
110°-120°	0.0	0.0
120°-130°	0.0	0.0
130°-140°	0.0	0.0
140°-150°	0.0	0.0
150°-160°	0.0	0.0
160°-170°	0.0	0.0
170°-180°	0.0	0.0
0°-90°	4885.0	100.0
0°-180°	4885.0	100.0

**Coefficient of Utilization**



REPORT NUMBER: P385926

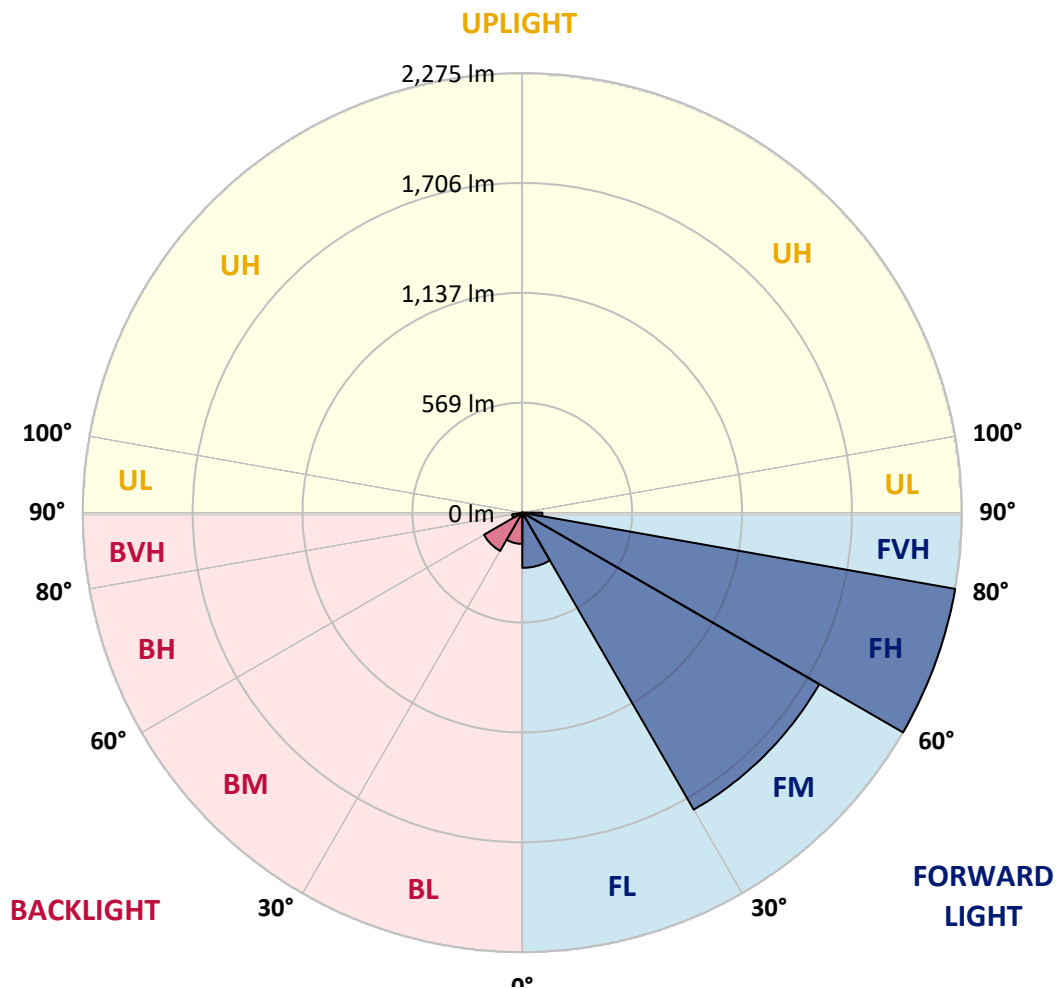
CATALOG NUMBER: GWC-SA1C-730-U-T4FT-HSS

**LUMINAIRE CLASSIFICATION SYSTEM LUMEN TABLE AND BUG RATING:**

Zone	Lumens	% Fixture	Zone Rating/Lumen Limit		
			B	U	G
FL (0°-30°)	285.8	5.9			
FM (30°-60°)	1775.0	36.3			
FH (60°-80°)	2274.8	46.6			G2/5000
FVH (80°-90°)	104.1	2.1			G2/225
BL (0°-30°)	161.9	3.3	B1/500		
BM (30°-60°)	229.2	4.7	B1/1000		
BH (60°-80°)	53.3	1.1	B0/110		G0/110
BVH (80°-90°)	0.9	0.0			G0/10
UL (90°-100°)	0.0	0.0		U0/0	
UH (100°-180°)	0.0	0.0		U0/0	

**BUG Rating: B1-U0-G2**

Type IV Short





REPORT NUMBER: P385926

CATALOG NUMBER: GWC-SA1C-730-U-T4FT-HSS

**CANDELA DISTRIBUTION (FULL):**

	0°	5°	15°	25°	31°	35°	45°	55°	65°	75°	85°
0°	840.5	840.5	840.5	840.5	840.5	840.5	840.5	840.5	840.5	840.5	840.5
2.5°	796.5	799.8	803.4	804.1	810.1	810.4	819.0	825.4	831.9	838.1	840.2
5°	714.7	720.2	726.7	733.1	745.8	750.8	771.9	793.4	813.9	833.5	843.1
7.5°	627.5	633.7	642.8	658.8	672.9	682.7	715.9	754.2	792.4	828.5	849.3
10°	547.9	553.6	563.2	580.2	601.9	615.3	660.0	713.1	769.2	824.0	858.6
12.5°	497.2	500.3	505.6	523.7	543.3	558.4	611.0	676.7	750.1	823.7	873.7
15°	487.9	488.8	484.5	492.7	508.0	522.5	575.9	647.3	735.5	827.6	893.3
17.5°	502.7	502.2	487.9	486.9	499.1	511.1	558.6	627.0	725.3	836.4	918.6
20°	525.2	523.5	498.6	494.1	507.0	518.2	557.4	619.4	721.4	851.2	949.5
22.5°	555.1	552.2	513.2	508.4	522.3	534.0	572.3	626.8	724.8	871.1	985.3
25°	592.1	587.8	538.3	533.1	547.2	558.9	598.8	648.0	734.8	895.2	1030.8
27.5°	633.9	627.7	578.5	564.9	580.9	593.1	634.2	680.6	750.6	920.8	1086.4
30°	673.4	665.3	620.8	598.3	617.9	631.6	672.4	719.3	775.9	960.2	1162.7
32.5°	713.1	704.0	658.6	631.8	649.5	664.3	711.9	772.6	823.5	1020.5	1264.1
35°	804.4	794.8	739.1	694.9	694.7	703.0	767.1	845.5	886.4	1104.4	1385.0
37.5°	958.1	952.6	899.5	815.6	793.1	783.8	842.4	932.5	976.7	1219.8	1521.5
40°	1126.4	1121.6	1062.1	986.1	951.9	928.9	950.4	1053.7	1104.4	1360.9	1660.9
42.5°	1316.4	1293.7	1187.6	1164.9	1134.3	1116.8	1097.4	1203.1	1261.2	1514.3	1799.0
45°	1489.0	1450.8	1313.1	1278.6	1271.7	1276.0	1286.8	1403.9	1437.6	1696.7	1936.7
47.5°	1591.8	1561.7	1456.0	1423.0	1421.1	1449.6	1530.8	1630.7	1613.3	1855.7	2057.9
50°	1689.6	1662.3	1574.6	1582.7	1591.5	1630.3	1807.9	1864.1	1773.7	1999.8	2169.1
52.5°	1768.7	1727.1	1681.2	1726.8	1770.4	1832.7	2093.8	2073.5	1887.5	2114.6	2264.2
55°	1814.3	1795.4	1817.7	1863.6	1945.3	2046.7	2363.7	2247.7	1970.7	2219.3	2327.6
57.5°	1981.7	1944.6	1988.8	2028.5	2135.1	2276.9	2594.8	2377.5	2030.7	2284.1	2342.1
60°	2184.1	2154.3	2180.3	2246.3	2390.2	2556.8	2810.9	2483.4	2062.0	2325.6	2304.4
62.5°	2506.4	2466.9	2450.7	2524.5	2715.3	2897.2	2974.9	2556.8	2055.1	2307.2	2174.8
65°	2938.1	2897.2	2824.5	2891.5	3134.1	3262.5	3158.2	2572.3	2007.2	2158.3	1847.3
67.5°	3380.3	3350.7	3288.5	3401.3	3620.3	3661.7	3352.1	2534.6	1853.3	1750.0	1305.2
70°	3672.4	3659.7	3700.1	3949.7	4145.0	4133.0	3529.9	2331.6	1444.5	1076.2	645.7
72.5°	3461.8	3522.5	3820.9	4273.4	4511.9	4414.4	3438.6	1790.4	825.7	414.0	186.7
73°	3287.3	3365.0	3766.6	4285.6	4540.9	4434.0	3361.9	1643.4	703.7	326.8	141.5
75°	2286.9	2382.3	3118.3	3991.3	4405.6	4224.6	2802.3	1005.9	326.1	144.9	57.1
77.5°	1110.4	1180.9	1717.0	2883.8	3426.2	3300.7	1744.5	374.8	147.3	90.6	26.3
80°	414.5	460.9	745.3	1467.7	1980.0	2031.9	767.3	141.8	98.0	72.9	13.4
82.5°	108.5	121.0	274.9	654.5	1014.7	1062.1	241.9	71.5	71.7	60.0	8.1
85°	34.7	39.7	85.8	293.8	478.1	419.8	63.1	34.7	52.1	44.7	4.5
87.5°	4.3	5.5	27.3	69.1	105.4	58.6	9.8	10.3	22.2	24.9	2.6
90°	0.0	0.0	0.0	0.0	0.0	0.0	0.0	0.0	0.0	0.0	0.0



REPORT NUMBER: P385926

CATALOG NUMBER: GWC-SA1C-730-U-T4FT-HSS

**CANDELA DISTRIBUTION (continued):**

	90°	95°	105°	115°	125°	135°	145°	155°	165°	175°	180°
0°	840.5	840.5	840.5	840.5	840.5	840.5	840.5	840.5	840.5	840.5	840.5
2.5°	842.4	841.2	841.4	835.2	831.2	823.0	814.7	810.8	806.8	805.1	806.8
5°	846.7	844.5	838.3	819.2	798.9	772.6	748.0	729.3	705.9	699.4	706.1
7.5°	853.4	849.1	830.9	791.9	746.8	696.6	640.2	599.0	565.3	543.6	551.5
10°	863.2	855.1	818.5	752.3	671.5	582.5	502.5	440.1	395.9	377.7	377.0
12.5°	879.7	864.4	803.2	700.6	579.4	460.9	355.9	288.3	252.4	229.2	228.8
15°	897.8	875.4	783.8	638.7	472.3	330.1	229.2	177.8	154.7	147.3	146.3
17.5°	920.1	888.0	758.7	562.5	360.2	218.7	149.6	134.8	133.9	133.1	133.1
20°	948.0	903.1	726.5	475.2	255.5	146.1	127.2	128.1	128.6	127.6	127.9
22.5°	980.6	918.4	688.0	381.5	172.8	122.2	121.7	122.9	123.3	122.9	123.1
25°	1018.3	936.1	641.1	283.3	124.8	115.9	117.1	118.8	120.0	120.0	120.0
27.5°	1065.2	957.6	584.7	197.7	107.8	109.5	112.8	115.9	117.6	118.1	118.1
30°	1126.1	984.4	517.0	135.5	98.0	100.9	107.1	113.1	116.2	116.7	116.9
32.5°	1203.1	1014.5	438.6	100.2	89.6	91.8	98.5	108.5	114.5	115.5	115.5
35°	1291.3	1049.4	354.3	87.3	83.7	84.4	89.6	101.1	111.6	114.3	114.5
37.5°	1387.9	1083.8	269.4	81.5	78.6	78.6	82.5	92.3	104.7	112.8	113.8
40°	1478.0	1104.6	188.8	77.0	74.1	74.1	77.4	84.6	96.3	108.5	111.2
42.5°	1561.2	1111.8	131.5	72.7	69.8	70.5	73.4	79.1	88.0	100.2	102.5
45°	1646.8	1110.6	95.9	67.6	65.5	67.6	69.8	74.1	80.6	87.5	88.0
47.5°	1711.3	1100.6	76.0	62.9	61.4	64.3	66.2	69.1	72.7	72.2	72.2
50°	1771.8	1076.2	61.2	56.4	57.4	60.7	61.7	62.6	62.9	58.3	57.8
52.5°	1817.7	1038.2	49.0	49.5	53.3	56.7	55.7	54.3	51.9	46.4	45.4
55°	1833.0	965.0	38.5	40.9	47.3	51.6	48.0	44.9	40.4	35.9	34.9
57.5°	1805.3	870.6	31.3	31.8	39.9	43.5	39.4	35.9	30.8	27.0	26.3
60°	1746.4	765.7	25.8	23.9	30.8	33.9	31.3	27.7	23.2	20.3	20.1
62.5°	1629.8	653.8	21.3	18.6	23.4	26.1	24.4	21.8	17.9	16.0	15.8
65°	1384.5	523.0	17.2	15.1	18.2	20.3	18.9	17.0	14.1	12.7	12.4
67.5°	966.4	353.5	14.1	12.4	14.3	16.0	14.8	13.9	11.2	11.0	11.2
70°	466.1	170.4	11.7	10.0	11.2	12.4	12.0	11.2	10.8	12.4	14.3
72.5°	133.6	57.1	9.3	8.4	9.1	9.8	10.3	10.0	11.7	15.1	17.5
73°	102.8	46.1	8.8	7.9	8.6	9.6	10.0	9.8	12.0	15.3	17.5
75°	44.0	22.2	6.7	6.5	7.2	8.4	8.8	8.8	12.0	15.5	16.7
77.5°	19.8	12.0	4.3	5.0	6.2	6.7	7.4	7.4	9.6	12.0	12.0
80°	11.2	6.5	3.3	3.8	4.5	4.5	4.5	4.1	4.3	4.8	5.3
82.5°	7.2	4.3	2.6	3.1	2.9	2.4	1.9	1.9	1.7	1.9	2.4
85°	4.1	2.4	2.4	1.9	1.2	1.0	1.2	1.0	0.2	0.0	0.2
87.5°	2.4	1.4	0.7	0.0	0.0	0.0	0.0	0.0	0.0	0.0	0.0
90°	0.0	0.0	0.0	0.0	0.0	0.0	0.0	0.0	0.0	0.0	0.0



Signify Classified - Internal  
Cooper Lighting Solutions Photometric Lab  
1121 Highway 74 South  
Peachtree City, GA 30269

Scaled Data Report



Report Generated By 670245982

Signify Classified - Internal  
Cooper Lighting Solutions Photometric Lab  
1121 Highway 74 South  
Peachtree City, GA 30269

Scaled Data Report



Signify Classified - Internal  
Cooper Lighting Solutions Photometric Lab  
1121 Highway 74 South  
Peachtree City, GA 30269

Scaled Data Report



Signify Classified - Internal  
Cooper Lighting Solutions Photometric Lab  
1121 Highway 74 South  
Peachtree City, GA 30269

Scaled Data Report





--- HS — SS

Signify Classified - Internal  
Cooper Lighting Solutions Photometric Lab  
1121 Highway 74 South  
Peachtree City, GA 30269

Scaled Data Report



u

Signify Classified - Internal  
Cooper Lighting Solutions Photometric Lab  
1121 Highway 74 South  
Peachtree City, GA 30269

Scaled Data Report



Signify Classified - Internal  
Cooper Lighting Solutions Photometric Lab  
1121 Highway 74 South  
Peachtree City, GA 30269

Scaled Data Report



(END OF REPORT)